



2nd Class

Class Blog: <https://misshallinanculleens.weebly.com> School Blog: <http://culleensballina.scoilnet.ie/blog/>












Contact: misshallinan@culleensballina.ie

This symbol  indicates an idea to add to your Seesaw Learning Journal

Date: Week 11th - 15th May 2020


Colour in/highlight the grid as you get each subject done



Monday 11 th May	Tuesday - 12 th May	Wednesday - 13 th May	Thursday - 14 th May	Friday - 15 th May
<p>Quiz Challenge Newsflash is an Irish children's monthly news magazine, aimed at reads aged 7+. News Flash contains news, sport, puzzles and STEM written in age-appropriate manner. It is a safe and fun source of information on the world in which we love - engaging, informing and inspiring its young readers of today.</p> <p>Quiz Challenge I know we all love a good quiz! Click on the link for the quiz - https://www.theprimaryplanet.ie/teachers/quiz-time/ and select the correct date - Monday 11th May. This will bring you to a Soundcloud website where you will hear the daily quiz. You will need a copy. Number your copy 1-10 along the margin. On the top section write down the date and test number. If you have a printer you can print out the answer template (see blog). Listen carefully to each question and fill in the answers. Check back tomorrow for the answers by clicking on the same link.</p>	<p>Talk about Video Challenge - This can be done any day really. It will be posted as an activity on Seesaw. Please respond to the activity. Topic: Talk about the topic of "My favourite food" for 30 seconds - 1 minute. Remember before you record your video do a plan. Think of a beginning, a middle and an end. (if you don't have access to Seesaw you can deliver your talk to your family or even FaceTime/Skype/Phone/Zoom someone and try the Talk About with them. </p> <p>Quiz Challenge Click on the link for the quiz - https://www.theprimaryplanet.ie/teachers/quiz-time/ and select the correct date - Tuesday 12th May. Check back tomorrow for the answers by clicking on the same link.</p>	<p>Quiz Challenge Click on the link for the quiz - https://www.theprimaryplanet.ie/teachers/quiz-time/ and select the correct date - Wednesday 13th May. Check back tomorrow for the answers by clicking on the same link.</p>	<p>Quiz Challenge Click on the link for the quiz - https://www.theprimaryplanet.ie/teachers/quiz-time/ and select the correct date - Thursday 14th May. Check back tomorrow for the answers by clicking on the same link.</p>	<p>Quiz Challenge Click on the link for the quiz - https://www.theprimaryplanet.ie/teachers/quiz-time/ and select the correct date - Friday 15th May. Check back tomorrow for the answers by clicking on the same link.</p>
<p>RTE 2 - Watch the Home School Hub at 11am  If there is anything from the Home School Hub you have made or done please upload it to your Seesaw Journal.</p>	<p>RTE 2 - Watch the Home School Hub at 11am  If there is anything from the Home School Hub you have made or done please upload it to your Seesaw Journal.</p>	<p>RTE 2 - Watch the Home School Hub at 11am  If there is anything from the Home School Hub you have made or done please upload it to your Seesaw Journal.</p>	<p>RTE 2 - Watch the Home School Hub at 11am  If there is anything from the Home School Hub you have made or done please upload it to your Seesaw Journal.</p>	<p>RTE 2 - Watch the Home School Hub at 11am  If there is anything from the Home School Hub you have made or done please upload it to your Seesaw Journal.</p>
<p>Maths: Master Your Maths: Week 26 Test page 91 Table Toppers: Page 72 - Test 21</p> <p>Cracking Maths: Page 126 Remember the rule we covered in February - more on top, no need to stop, more on the floor, go next door, get one ten that's ten units more.</p>	<p>Maths: Master Your Maths: Week 27 Test page 92 Table Toppers: Page 72 - Test 22</p> <p>Cracking Maths: Page 127 - Place Value See note to parents on Place Value on Class Blog You can also try and make the numbers on page 127 using Arrow Cards (children have used arrow cards in class when exploring tens and units) https://www.ictgames.com/mobilePage/arrowCards/index.html</p>	<p>Maths: Master Your Maths: Week 28 Test page 93 Table Toppers: Page 73 - Test 23</p> <p>Cracking Maths: Page 128 - Show the number on the abacus using the colours Blue for hundreds Red for tens Green for units</p> <p>Seesaw Activity - Place Value Expanded Form </p>	<p>Maths: Master Your Maths: Week 29 Test page 94 Table Toppers: Page 73 - Test 24</p> <p>Cracking Maths: Page 129</p> <p>Seesaw Activity - Count the Number - Hundreds, Tens and units </p>	<p>Maths: Master Your Maths: Week 30 Test page 95 Table Toppers: Page 75 The Fifty Upload you work Fivers You will need a stopwatch to check how long it took you do to this page. Upload your work to your Seesaw Learning Journal and say how long it took you. </p> <p>Cracking Maths: Page 130 - Think of the renaming for subtraction. Seesaw Activity - Revision of Subtraction (with or without renaming) </p>
<p>English: Skills Book: Before Reading - Page 109 Before you read please complete the skills book on page 109 first. Reading: Over the Moon Reader - Lainey's</p>	<p>English: Reading: Over the Moon Reader - Lainey's Box of Delights page 116 Read at Home Book: Page 119</p>	<p>English: Reading: Over the Moon Reader - Lainey's Box of Delights page 117  Read at Home Book: Page 120</p>	<p>English: Reading: Over the Moon Reader - Lainey's Box of Delights page 118 Writing: Apply to be an astronaut</p>	<p>English: Reading: Over the Moon Reader - Lainey's Box of Delights page 119 Can you make Frozen Banana Lollies? If you can we would love to see a picture on Seesaw</p>

<p>Box of Delights page 115</p> <p>Read at Home Book: Page 118</p> <p>Just Phonics: Page 68 To read and write words ending in _le where the _le is removed before adding the suffix _ly. To read and write words ending in ic that add the suffix _ally.</p> <p>Handwriting Copy: Write 4 lines about your family in joined writing in your joined writing copy (B4 copy)</p>	<p>Just Phonics: Page 69 To read and write words ending in _le where the _le is removed before adding the suffix _ly. To read and write words ending in ic that add the suffix _ally.</p> <p>Handwriting Copy: Write 4 lines about your favourite television programme in your joined writing copy (B4 copy)</p>	<p>Skills Book: Page 114 Put the steps of the procedure in order. Maybe you could plant some seeds some day at home. Remember if you can do this add it to your Seesaw Journal.</p> <p>Handwriting Copy: Write 4 lines about your locality (the place where you live) in your joined writing copy (B4 copy)</p>	<p>Why you would make a good astronaut? Apply in writing This will be available as a Seesaw activity. Worksheet also on Classblog If you have no access to Seesaw or if you are not able to print this out please apply in your copy.</p> <p>Handwriting Copy: Write 4 lines about school in your joined writing copy (B4 copy)</p>	<p>on your learning journal. Or maybe you have a recipe for a different type of ice-pop?</p> <p>Skills Book: Page 113 - Phonics</p> <p>Handwriting Copy: Write 4 lines about your favourite  Why not post one of the handwriting tasks from this week to Seesaw? File under English</p>
<p>Irish: Reading Cairde le Chéile reader pages 36 and 37 </p> <p>Have a listen on Seesaw to hear teacher reading the story pages (activity section). Why not try and record yourself reading too.</p>	<p>Irish: Reading Cairde le Chéile reader pages 38 and 39 </p> <p>Have a listen on Seesaw to hear teacher reading the story pages (activity section). Why not try and record yourself reading too.</p>	<p>Irish: Reading Cairde le Chéile reader pages 40 and 41 </p> <p>Have a listen on Seesaw to hear teacher reading the story pages (activity section). Why not try and record yourself reading too.</p>	<p>Irish: Reading Cairde le Chéile reader pages 42 and 43 </p> <p>Have a listen on Seesaw to hear teacher reading the story pages (activity section). Why not try and record yourself reading too.</p>	<p>Irish: Reading Cairde le Chéile reader pages 44 and 45 </p> <p>Have a listen on Seesaw to hear teacher reading the story pages (activity section). Why not try and record yourself reading too.</p>
<p>My Spelling Booklet: Week 26 - Monday Practice words and write a sentence for each.</p>	<p>My Spelling Booklet: Week 26 - Tuesday Practice words and write a sentence for each.</p>	<p>My Spelling Booklet: Week 26 - Wednesday Practice words and write a sentence for each.</p>	<p>My Spelling Booklet: Week 26 - Thursday. Practice words and write a sentence for each.</p>	<p>Dictation: Listen to Miss Hallinan dictate two sentences from Just Phonics page 68 and 69. Write them in your book.  See Seesaw activity for Dictation sentences.</p>
<p>History: Explore with Me 2 Chris Hadfield-A Famous Astronaut Page 72 Have you heard of Dr Norah Patten who grew up Ballina?</p> <p>Norah is Ireland's First Astronaut - Have a look at these videos of Norah. https://www.youtube.com/watch?v=pPIjEjU74 https://www.youtube.com/watch?v=DSHtt6BIRUQ https://www.youtube.com/watch?v=Ap1TaTOQpmI Norah also has a book called Shooting for the Stars. Has anyone read it? If you have I would love you to tell us your favourite part about the book through your Seesaw Learning Journal.  This could be a photo with a voice narration. It could be a book review typed on the note paper. It could be a video of you with the book telling us about your favourite part.</p>	<p>Geography: Explore with Me 2 The Planets Page 67 See Edco website for Interactives/Explanation https://www.edcolearning.ie/ Username: primaryedcobook Password: edco2020 Book: Explore with Me 2 Unit 8 - Video on Planets</p> <p>A View from Space Page 70 Interactives/Explanation https://www.edcolearning.ie/ Username: primaryedcobook Password: edco2020 Book: Explore with Me 2 Unit 8 - Video of Earth</p>	<p>Science: Explore with Me 2 How Do Plants Respond to Light? Page 68 Links with English Procedural Writing - Are you able to investigate? Cress seeds or grass seed work well for this experiment</p> <p>Maybe take a photo of your experiment if you are able to do it and post it to your Learning Journal. </p>	<p>Religion: Grow in Love login on the www.growinlove.ie website with the following details: Email: trial@growinlove.ie Password: growinlove</p> <p>2nd Class Book Theme 6 - At Mass, we give thanks and we receive Holy Communion Lesson 2 - At Mass, we thank God You can look at the videos for this lesson and listen to the songs if you are able to log in. Grow in Love Book: Pages 36 and 37 Can you start learning the Prayer before Communion?</p>	<p>Art Salt Art  See blog for video example. You can also see Miss Hallinan's version on Seesaw activity section. Why not upload a picture or video of your own creation. Respond to the activity using the template.</p> <p>You will need: Salt, paper, glue (PVA glue/runny glue - not Pritt), small paint brush, food colouring or watercolour paint.</p>
<p>SPHE: Rainbow Moments are all of those little moments during the day when good things happen. Maybe you played a fun game, watched a funny movie, created something interesting, had a nice lunch or dinner, noticed something beautiful in nature - there are lots of good things all around us, even at difficult times in our lives. We need to train our minds to notice the good things - our minds are already too good at noticing the bad stuff! Write down three Rainbow Moments for the last 24 hours on the rainbow sheet. Try to do this every day for a least a week so that you get into the habit of noticing the good things! See Blog for Worksheet or Seesaw Activity - Rainbow Moments. </p>	<p>SPHE Rainbow Moments Write down three Rainbow Moments for the last 24 hours on the rainbow sheet. Try to do this every day for a least a week so that you get into the habit of noticing the good things! See Blog for Worksheet or Seesaw Activity - Rainbow Moments. </p>	<p>SPHE Rainbow Moments Write down three Rainbow Moments for the last 24 hours on the rainbow sheet. Try to do this every day for a least a week so that you get into the habit of noticing the good things! See Blog for Worksheet or Seesaw Activity - Rainbow Moments. </p>	<p>SPHE Rainbow Moments Write down three Rainbow Moments for the last 24 hours on the rainbow sheet. Try to do this every day for a least a week so that you get into the habit of noticing the good things! See Blog for Worksheet or Seesaw Activity - Rainbow Moments. </p>	<p>SPHE Rainbow Moments Write down three Rainbow Moments for the last 24 hours on the rainbow sheet. Try to do this every day for a least a week so that you get into the habit of noticing the good things! See Blog for Worksheet or Seesaw Activity - Rainbow Moments. </p>

Other



- **Please keep an eye on the Seesaw activities.** The activities will be available from **8.30am** on the morning they are listed on your work. They are not compulsory but they can be a nice added extra. Also don't forget to publish **your work** to your own **Learning Journal**. This can be your best page of handwriting so far so teacher can see it. It might be you reading a page from your reader. It might be a video of you carrying out some procedure like baking a cake, making soup etc. Remember these are separate from activities which teacher may assign. I love you see your work.
- **Master your Maths answers** are now available on our class blog - <https://misshallinanculleens.weebly.com/> Please correct work from previous weeks. This is the last week of Master your Maths.
- **Books:** Links to all books and additional material is available on our class blog.

Stay Safe and keep up the good work,
Miss Hallinan