



2nd Class

Class Blog: <https://misshallinanculleens.weebly.com> School Blog: <http://culleensballina.scoilnet.ie/blog/>

Contact: misshallinan@culleensballina.ie

This symbol  indicates an idea to add to your Seesaw Learning Journal

Date: Week 18th - 22nd May 2020

Colour in/highlight the grid as you get each subject done















Message of the week:

To stay healthy you must eat fruit and vegetables every day and drink water.

Riddle of the week:

What gets wetter the more it dries?
The answer will be published next week!

PLEASE KEEP READ AT HOME BOOK AND WILD EXPOLERES BOOK SAFE AS THESE BOOKS ARE ON THE BOOK RETNAL. YOU WILL NEED TO RETURN THESE TO SCHOOL IN SEPTEMBER.

Monday 18 th May	Tuesday - 19 th May	Wednesday - 20 th May	Thursday - 21 st May	Friday - 22 nd May
<p>Newsflash Quiz Challenge I know we all love a good quiz! Click on the link for the quiz - https://www.theprimaryplanet.ie/teachers/quiz-time/ and select the correct date - Monday 18th May This will bring you to a Soundcloud website where you will hear the daily quiz. You will need a copy. Number your copy 1-10 along the margin. On the top section write down the date and test number If you have a printer you can print out the answer template (see blog). Listen carefully to each question and fill in the answers. Check back the next day for the answers by clicking on the same link.</p>	<p>Newsflash Quiz Challenge Click on the link for the quiz - https://www.theprimaryplanet.ie/teachers/quiz-time/ and select the correct date - Tuesday 19th May. Check back the next day for the answers by clicking on the same link.</p>	<p>Newsflash Quiz Challenge Click on the link for the quiz - https://www.theprimaryplanet.ie/teachers/quiz-time/ and select the correct date - Wednesday 20th May Check back the next day for the answers by clicking on the same link.</p>	<p>Newsflash Quiz Challenge Click on the link for the quiz - https://www.theprimaryplanet.ie/teachers/quiz-time/ and select the correct date - Thursday 21st May Check back the next day for the answers by clicking on the same link.</p> <p>Zoom Meet at 12pm on Thursday 21st May Put it in your diary. Details will be emailed on Tuesday 19th May This will be a Show and Tell Zoom Meet so have a little think what you are going to Show and Tell about e.g. a book you like, your actual pet, Show your brother or sister and tell something about them, show a new skill e.g football skill. Show something you made e.g. art, something you baked. There are lots of ideas. We will also play a little game before we finish.</p> 	<p>Newsflash Quiz Challenge Click on the link for the quiz - https://www.theprimaryplanet.ie/teachers/quiz-time/ and select the correct date - Friday 22nd May Check back the next day for the answers by clicking on the same link.</p> <p>Communion Quiz Who's Communion is it? Have a bit of fun with this Quiz which features staff members from Culleens NS. Children have to participate in a Quiz and select the correct answer match the teacher to their Communion Day. I will email the link on Friday morning and text it too. The Quiz can be played on any device with internet access. You can enjoy the Quiz anytime over the weekend. Have fun and have a giggle too!</p> 
<p>RTE 2 - Watch the Home School Hub at 11am If there is anything from the Home School Hub you have made or done please upload it to your Seesaw Journal.</p> 	<p>RTE 2 - Watch the Home School Hub at 11am If there is anything from the Home School Hub you have made or done please upload it to your Seesaw Journal.</p> 	<p>RTE 2 - Watch the Home School Hub at 11am If there is anything from the Home School Hub you have made or done please upload it to your Seesaw Journal.</p> 	<p>RTE 2 - Watch the Home School Hub at 11am If there is anything from the Home School Hub you have made or done please upload it to your Seesaw Journal.</p> 	<p>RTE 2 - Watch the Home School Hub at 11am If there is anything from the Home School Hub you have made or done please upload it to your Seesaw Journal.</p> 
<p>Maths: Don't forget to correct Master your Maths activities. The answers are on our class bog - https://misshallinanculleens.weebly.com/master-your-maths-answers.html Cracking Maths: Page 131</p>	<p>Maths: Maths Sheet: Early Finishers Sheet on Place Value See Blog for the Worksheet or Seesaw to complete it as an activity</p> 	<p>Maths: Maths Sheet: Practice Sheet on Place Value See Blog for the Worksheet or Seesaw to complete it as an activity</p> 	<p>Maths: Cracking Maths: Page 132</p>	<p>Maths: Maths Sheet: Counting and Numeration 3 Enrichment See Blog for the Worksheet or Seesaw to complete it as an activity</p> 
<p>English: Reading: Over the Moon Reader - Lainey's Box of Delights page 120 Just Phonics: Page 70</p>	<p>English: Reading: Over the Moon Reader - Lainey's Box of Delights page 116 Skills Book: Page 115 Choose your favourite recipe and write out the steps of how to make it.</p>	<p>English: Reading: Over the Moon Reader - Lainey's Box of Delights page 117 Skills Book: Page 111 A - Choose a recipe from the story - Lainey's Box of Delights and retell it to your family.</p> 	<p>English: Reading: Over the Moon Reader - Lainey's Box of Delights page 123 Skills Book: Page 112 A - answer the questions using full sentences B - Chat about the answers with your family</p>	<p>English: Reading: Over the Moon Reader Read Poem Peanut Butter - page 124 https://www.gillexplore.ie/gil-explore-resources/over-the-moon-second-class-skills-book?Chapters=5405&ResourceTypes=0 I would love you to record yourself reading</p> 

<p>To read and write words that add the suffix <u>_s</u>. To read and write words containing the suffixes <u>_s</u> and <u>_ies</u>.</p> <p>Writing: Write a poem about a food you hate Worksheet available on Class Blog or on Seesaw as an activity.</p> <p>Handwriting Copy: Write 4 lines about your friends in joined writing in your joined writing copy (B4 copy)</p>	<p>Are you able to make it and add to your Learning Journal?</p> <p>Just Phonics: Page 71 To read and write words that add the suffix <u>_s</u>. To read and write words containing the suffixes <u>_s</u> and <u>_ies</u>.</p> <p>Handwriting Copy: Write 4 lines about your favourite clothes to wear in your joined writing copy (B4 copy)</p>	<p>B - List some food words from the story and draw a picture of each one.</p> <p>Handwriting Copy: Write 4 lines about your pet (or if you don't have a pet, think about a pet you would like) in your joined writing copy (B4 copy)</p>	<p>C - Choose 3 action verbs/bossy verbs eg cut, jump, chop, hop, whisk, beat, crush etc and complete 1, 2 and 3 in your copy.</p> <p>Handwriting Copy: Write 4 lines about your first memory in your joined writing copy (B4 copy)</p>	<p>the poem - See Seesaw activity and add your response to the template.</p> <p>Writing: Write a poem about a food you love Worksheet available on Class Blog or on Seesaw as an activity.</p> <p>Handwriting Copy: Write 4 lines about your favourite holiday Why not post one of the handwriting tasks from this week to your Learning Journal on Seesaw? File under English</p>
<p>Irish: Reading Cairde le Chéile reader pages 46 and 47 Have a listen on Seesaw to hear teacher reading the story pages (activity section). Why not try and record yourself reading too.</p> <p>Irish Comprehension - Complete 5 questions based on the reading. The link is on the class blog or you can access this from Seesaw too.</p>	<p>Irish: Reading Cairde le Chéile reader pages 48 and 49 Have a listen on Seesaw to hear teacher reading the story pages (activity section). Why not try and record yourself reading too.</p> <p>Irish Comprehension - Complete 5 questions based on the reading. The link is on the class blog or you can access this from Seesaw too.</p>	<p>Irish: Reading Cairde le Chéile reader pages 50 and 51 Have a listen on Seesaw to hear teacher reading the story pages (activity section). Why not try and record yourself reading too.</p> <p>Irish Comprehension - Complete 5 questions based on the reading. The link is on the class blog or you can access this from Seesaw too.</p>	<p>Irish: Reading Cairde le Chéile reader pages 52 and 53 Have a listen on Seesaw to hear teacher reading the story pages (activity section). Why not try and record yourself reading too.</p> <p>Irish Comprehension - Complete 5 questions based on the reading. The link is on the class blog or you can access this from Seesaw too.</p>	<p>Irish: Reading Cairde le Chéile reader pages 54 Have a listen on Seesaw to hear teacher reading the story pages (activity section). Why not try and record yourself reading too.</p> <p>Irish Comprehension - Complete 5 questions based on the reading. The link is on the class blog or you can access this from Seesaw too.</p>
<p>My Spelling Booklet: Week 27 - Monday Practice words and write a sentence for each.</p>	<p>My Spelling Booklet: Week 27 - Tuesday Practice words and write a sentence for each.</p>	<p>My Spelling Booklet: Week 27 - Wednesday Practice words and write a sentence for each.</p>	<p>My Spelling Booklet: Week 27 - Thursday. Practice words and write a sentence for each.</p>	<p>Dictation: Listen to Miss Hallinan dictate two sentences from Just Phonics page 70 and 71. Write them in your book. See Seesaw activity for Dictation sentences.</p>
<p>History: Explore with Me 2 The Titanic Page 73</p> <p>See Edco website for Interactives/Explanation https://www.edcolearning.ie/ Username: primaryedcobook Password: edco2020 Book: Explore with Me 2 Unit 9 - Slideshow Video</p>	<p>Geography: Explore with Me 2 BelfastandNewYork: City Fact Files Page 74</p> <p>See Edco website for Interactives/Explanation https://www.edcolearning.ie/ Username: primaryedcobook Password: edco2020 Book: Explore with Me 2 Unit 9 - Slideshow Video</p>	<p>Science: Explore with Me 2 Floating and Sinking Page 75 You will need a spoon, a straw, a rock, a leaf, crayon and a ruler and a basin of water Plasticine/playdough</p> <p>Maybe take a photo of your experiment if you are able to do it and post it to your Learning Journal.</p>	<p>Religion: Grow in Love login on the www.growinlove.ie website with the following details: Email: trial@growinlove.ie Password: growinlove 2nd Class Book Theme 6 - At Mass, we give thanks and we receive Holy Communion Lesson 3 - At Mass, we receive Holy Communion You can look at the videos for this lesson and listen to the songs if you are able to log in. Can you complete the sequencing the mass activity online? Grow in Love Book: Pages 38 and 39 Practice reading The Prayer After Communion</p>	<p>Art Under the Sea Art See blog for video example. You can also see Miss Hallinan's version on Seesaw activity section. Why not upload a picture or video of your own creation. Respond to the activity using the template.</p> <p>You will need: crayons, paper, watered down paint</p>
<p>Journal Entry Please complete your journal entry at the end of the day - See Seesaw activity for template If you are not using Seesaw you could print it out at home or you can write in your copy instead.</p> <p>Some of you are doing a great job on the display of your journal adding in photos, text boxes and images.</p>	<p>Journal Entry Please complete your journal entry at the end of the day - See Seesaw activity for template If you are not using Seesaw you could print it out at home or you can write in your copy instead.</p>	<p>Journal Entry Please complete your journal entry at the end of the day - See Seesaw activity for template If you are not using Seesaw you could print it out at home or you can write in your copy instead.</p>	<p>SPHE: Kind Mind See Blog/Seesaw for Kind Mind Examples Complete the Kind Mind worksheet. This is available on the blog if you have a printer at home or on Seesaw as an activity Have a look at the Weaving Well-Being rap https://vimeo.com/211667515 (See Seesaw activity)</p>	<p>Journal Entry Please complete your journal entry at the end of the day - See Seesaw activity for template If you are not using Seesaw you could print it out at home or you can write in your copy instead.</p>

Other

- **Please keep an eye on the Seesaw activities.** The activities will be available from **9:00am** on the morning they are listed on your work. They are not compulsory but they can be a nice added extra. Also don't forget to publish **your work** to your own **Learning Journal**. This can be your best page of handwriting so far so teacher can see it. It might be you reading a page from your reader. It might be a video of you carrying out some procedure like baking a cake, making soup etc. Remember these are separate from activities which teacher may assign. I love to see your work.
- **Books:** Links to all books and additional material is available on our class blog.
Stay Safe and keep up the good work,
Miss Hallinan