



2nd Class



Class Blog: <https://misshallinanculleens.weebly.com> School Blog: <http://culleensballina.scoilnet.ie/blog/>

Contact: misshallinan@culleensballina.ie

This symbol  indicates an idea to add to your Seesaw Learning Journal

Date: 1st June - 5th June 2020

Colour in/highlight the grid as you get each subject done



PLEASE KEEP READ AT HOME BOOK AND WILD EXPOLERES BOOK SAFE AS THESE BOOKS ARE ON THE BOOK RETNAL. YOU WILL NEED TO RETURN THESE TO SCHOOL IN SEPTEMBER.

The answer to the riddle from last week: What belongs to you but is used more by others? **Answer:** Your Name. Did you get it?


For more ideas don't forget to watch the **Home School Hub** at **11am - 12pm** everyday on RTE 2. If there is anything from the Home School Hub you have made or done please upload it to your Seesaw Journal.

Please keep an eye on the Seesaw activities. The activities will be available from **9:00am** on the morning they are listed on your work. They are not compulsory but they can be a nice added extra. Also don't forget to publish **your work** to your own **Learning Journal**. This can be your best page of handwriting so far so teacher can see it. It might be you reading a page from your reader. It might be a video of you carrying out some procedure like baking a cake, making soup etc. Remember these are separate from activities which teacher may assign. I love to see your work and what you are getting up to.

<p>Message of the week: Help at Home: Choose something everyday. You help when you are part of a team. Put those Acts of Kindness from last week into practice.</p>	<p>Riddle of the week: Answer: I have lots of teeth but do not bite? What am I?</p>	<p>Website of the Week: http://scrapcoloring.com/ ScrapColoring is an online colouring site with an innovative concept. ScrapColoring's colorful and customizable patterns give a very rich variety of choices for kids to develop their artistic sense, and provide them with hours of fun and creativity. We have used this in class and the children really enjoyed it.</p>
<p>Get Practical 1 Practice writing your full address. Use the Eircode you practiced last week included with your address.</p>	<p>Get Practical 2 Do you know a parent's mobile phone number? Please learn off by heart.</p>	<p>Get Practical 3 Learn how to set the table correctly.</p>

Monday 1 st of June	Tuesday - 2 nd of June	Wednesday - 3 rd of June	Thursday - 4 th June	Friday - 29 th May
<p>Bank Holiday</p>	<p>Culleens NS was scheduled to be closed on this date. So take a break from your work. However This might be a good day to freely add to your Learning Journal.</p> <p>You could use your time to catch up on any missed activities from Seesaw.</p> <p>Perhaps you could read some books online from Oxford Owl Epic Books or Collins Big Cat - Go to the classblog and go to reading for all the links.</p>	<p>Newsflash Quiz Challenge Click on the link for the quiz - https://www.theprimaryplanet.ie/teachers/quiz-time-may-18/ and select the correct date - Wednesday 3rd of June</p> <p>Check back the next day for the answers by clicking on the same link.</p> <p>Maths: Cracking Maths: Page 135 - Check Up 4</p> <p>English: Reading: Over the Moon Reader - The Teacher's Surprise page 128/129 </p> <p>Skills Book: Page 121 - Phonics ei, o Create character for a story using the prompts/help</p>	<p>Newsflash Quiz Challenge Click on the link for the quiz - https://www.theprimaryplanet.ie/teachers/quiz-time-may-18/ and select the correct date - Thursday 4th June Check back the next day for the answers by clicking on the same link.</p> <p>Zoom Meet at 12pm on Thursday 4th June Put it in your diary. Details will be emailed on Tuesday 2nd June</p>  <p>Maths: Cracking Maths: Page 136 - The 200 square</p> <p>English: Reading: Over the Moon Reader - The Teacher's Surprise page 130/131</p> <p>Skills Book: Page 118 Create a setting for a story using the prompts e.g. forest, seaside, school, Church etc.</p>	<p>Newsflash Quiz Challenge Click on the link for the quiz - https://www.theprimaryplanet.ie/teachers/quiz-time-may-18/ and select the correct date - Thursday 4th June Check back the next day for the answers by clicking on the same link.</p> <p>Maths: Cracking Maths: Page 137 - Subtraction using the 200 square</p> <p>English: Reading: Over the Moon Reader - The Teacher's Surprise page 132</p> <p>Skills Book: Page 119</p>

<p>Perhaps you could complete some artwork and upload it to your Learning Journal.</p> <p>It might be a good time to look at website of the Week and see can you design any nice scrapcolouring pages - http://scrapcoloring.com/</p> <p>Have a look at Cúla4 Irish School at 10am on TG4</p> <p>It might be a good time to try the "get practical" tasks above if you didn't get a chance yet.</p>	<p>Just Phonics: Page 76 To read multi-syllable words.</p> <p>Handwriting Copy: (B4 copy) Write 4 sentences into your B4 copy in joined writing. Sentence 1 must have the word person Sentence 2 must have the word people Sentence 3 must have the word said Sentence 4 must have the word reptile</p>	<p>Just Phonics: Page 77 To read multi-syllable words.</p> <p>Handwriting Copy: (B4 copy) Write 4 sentences into your B4 copy in joined writing. Sentence 1 must have the word again Sentence 2 must have the word never Sentence 3 must have the word ending Sentence 4 must have the word once</p>	<p>Just Phonics: Game: Talk like Robo Robot Look at the list of words on the template on Seesaw. Record yourself reading them back but you need to say them like Robo Robot e.g. per/son - break them into syllables. It can help to clap out the syllables as you read them. This activity is on Seesaw activity and is called "Robo Robot" If you do not have access to Seesaw this is word list. children, tomato, mango, Australia, Lanzarote, strawberry, salmon, abracadabra, furniture, peas, Seesaw, me Read the words back like a robot - ie breaking the word into syllables.</p> <p>Choose your best handwriting from the week and upload it to your Seesaw Learning Journal.</p>
	<p>Irish: Reading Cairde le Chéile reader pages 62 and 63 Have a listen on Seesaw to hear teacher reading the story pages (activity section). Why not try and record yourself reading too.</p> <p>Irish Comprehension - Complete 5 questions based on the reading. The link is on the class blog or you can access this from Seesaw too.</p>	<p>Irish: Reading Cairde le Chéile reader page 64 Have a listen on Seesaw to hear teacher reading the story pages (activity section). Why not try and record yourself reading too.</p> <p>Irish Comprehension - Complete 5 questions based on the reading. The link is on the class blog or you can access this from Seesaw too.</p>	<p>An Nuacht Líon isteach an nuacht. Féach ar Seesaw don gníomhaíocht nó féach ar an blog. Fill in the news. Look at Seesaw for the activity or have a look at the blog for the downloadable template.</p>
	<p>History: Explore with Me 2 The Submarine and John Philip Holland Page 79</p> <p>See Edco website for Interactives/Explanation https://www.edcolearning.ie/ Username: primaryedcobook Password: edco2020 Book: Explore with Me 2 Unit 9 - Slideshow Video</p> <p>Music: Have a listen to the song "Yellow Submarine" by the Beatles (a famous band from Liverpool, England) https://www.youtube.com/watch?v=m2uTFF_3MaA The link is on Seesaw to as an activity.</p> <p>Another fun song performed by Ringo Starr (the Beatles drummer and occasional singer) was the song Octopus's Garden https://www.youtube.com/watch?v=Su-uthIXJN4 (Spoken version) https://www.youtube.com/watch?v=DASULA23XzA</p>	<p>Geography Explore with Me 2 Water Conservation page 80. Think of ways you might waste water at home and then think of ways you might conserve (save) water at home.</p> <p>See Edco website for Interactives/Explanation https://www.edcolearning.ie/ Username: primaryedcobook Password: edco2020 Book: Explore with Me 2 Unit 9 - Animation</p>	<p>Religion: Grow in Love login on the www.growinlove.ie website with the following details: Email: trial@growinlove.ie Password: growinlove 2nd Class Book Theme 8 - We can Live as Jesus Asked Lesson 2 - I will send a Helper You can look at the videos for this lesson and listen to the songs -The Spirit of God is Upon Us. Grow in Love Book: Pages 46 and 47</p>
	<p>SPHE: Having fun and using your imagination can really help your well-being! So use your creativity now to design some totally new creatures, based on combining two or three other animals. Draw them in the box below and don't forget to name them, based on the animals</p>	<p>Journal Entry Please complete your journal entry at the end of the day - See Seesaw activity for template</p>	<p>Journal Entry Please complete your journal entry at the end of the day - See Seesaw activity for template</p>
			<p>Science Walking Water Experiment https://funlearningforkids.com/rainbow-walking-water-science-experiment-kids/ If you are able to do this experiment, please post it on Seesaw. We would love to see it.</p>

		<p>you combined! For example, the Sleebra below is a mixture of a lion, a zebra and a snake! Think of other ways to use your creativity and imagination today! I can't wait to see your creations. See Seesaw for activity/template or on the class blog for a downloadable copy.</p> 	<p>If you are not using Seesaw you could print it out at home or you can write in your copy instead.</p>	<p>If you are not using Seesaw you could print it out at home or you can write in your copy instead.</p>
--	--	--	--	--