


2nd Class













Class Blog: <https://misshallinanculleens.weebly.com> School Blog: <http://culleensballina.scoilnet.ie/blog/>







Contact: misshallinan@culleensballina.ie

This symbol  indicates an idea to add to your Seesaw Learning Journal


Date: Week 4th May - 8th May 2020

Colour in/highlight the grid as you get each subject done

Monday - 4 th May	Tuesday - 5 th May	Wednesday - 6 th May	Thursday - 7 th May	Friday - 8 th May
<p>Bank Holiday</p>	<p>Challenge Play a Board Game with your family today</p> <p>Can you take a photo of the board game you played and add it your Learning Journal? </p>	<p>Talk about Video Challenge - This can be done any day really. It will be posted as an activity on Seesaw </p> <p>Topic: Talk about the topic of "My favourite TV show" for 30 seconds - 1 minute. Remember before you record your video do a plan. Think of a beginning, a middle and an end. (if you don't have access to Seesaw you can deliver your talk to your family or even FaceTime/Skype/Phone someone and try the Talk About with them.</p>	<p>Challenge Create a game outdoors</p> <ul style="list-style-type: none"> - Think about what you might use - Give someone clear directions on how to play <p></p> <p>Can you video or take a photo of you or someone from your family playing the outside game?</p>	<p>Challenge: Art/Science Magic Paper Towel Art and Science Activity See Blog/Seesaw for a video example on activity section https://www.youtube.com/watch?v=8yqX2PBXJX4 https://www.youtube.com/watch?v=RHDkzbZTUfU</p> <p>You will need kitchen paper and markers (sharpies work best but try another type of course), a basin or a sink of water. </p> <p>Can you take a video or a picture of your creation and respond to the activity section?</p>
<p>RTE 2 - Watch the Home School Hub at 11am If there is anything from the Home School Hub you have made or done please upload it to your Seesaw Journal. </p>	<p>RTE 2 - Watch the Home School Hub at 11am If there is anything from the Home School Hub you have made or done please upload it to your Seesaw Journal. </p>	<p>RTE 2 - Watch the Home School Hub at 11am If there is anything from the Home School Hub you have made or done please upload it to your Seesaw Journal. </p>	<p>RTE 2 - Watch the Home School Hub at 11am If there is anything from the Home School Hub you have made or done please upload it to your Seesaw Journal. </p>	
<p>Maths: Master Your Maths: Page 64 Monday Table Toppers: Page 58 - Day 1 - Subtract 12 Cracking Maths: Page 122 Remember the rule we covered in February - more on top, no need to stop, more on the floor, go next door, get one ten that's ten units more.</p>	<p>Maths: Master Your Maths: Page 64 Tuesday Table Toppers: Page 58 - Day 2 - Subtract 12 Cracking Maths: Page 123 word problems</p>	<p>Maths: Master Your Maths: Page 65 Wednesday Table Toppers: Page 59 - Day 3 - Subtract 12 Cracking Maths: Page 124</p>	<p>Maths: Master Your Maths: Page 65 Thursday Table Toppers: Page 59 - Day 4 - Subtract 12 Page 61 - Revision 24 Cracking Maths: Page 125</p>	
<p>English: Reading: Over the Moon Reader - The "How-to" Guide to Being Eight page 112</p> <p>Read at Home Book: Page 115</p> <p>Skills Book: Book Talk page 105</p> <p>Just Phonics: Page 66 To read and write words containing the suffix <u>_ly</u>. To read and write words that change y to i before adding the suffix <u>_ly</u>.</p>	<p>English: Reading: Over the Moon Reader - The "How-to" Guide to Being Eight page 113</p> <p>Read at Home Book: Page 116</p> <p>Skills Book: Understanding Page 106</p> <p>Just Phonics: Page 67 To read and write words containing the suffix <u>_ly</u>. To read and write words that change y to i before adding the suffix <u>_ly</u>.</p>	<p>English: Reading: Over the Moon Reader - Read poem - Homework! Oh, Homework! page 114 Why not record yourself reading the poem in the activity section in Seesaw? </p> <p>Read at Home Book: Page 117</p> <p>Poetry Sheet - See Seesaw for Sheet or Class Blog Think of your own lines for the poem. Use your copy of you can't use Seesaw or print the sheet from the blog. Upload your poem to your learning journal. </p> <p>File under English</p>	<p>English:</p> <p>Read at Home Book: Page 118</p> <p>Skills Book: Page 108.</p>	

<p>Handwriting – All Write Now Book Check through your handwriting book and see if there are any pages you need to finish off.</p>	<p>Handwriting Copy: Write 4 lines about yourself in joined writing. e.g My name is..... I live in..... I amyears old. I like...(food, sport, art etc)</p>	<p>Handwriting Copy: Write 4 lines about your favourite hobby in joined writing</p>	<p>Handwriting Copy: Write 4 lines about your favourite meal in joined writing.  Why not post one of the handwriting tasks from this week to Seesaw? File under English</p>
<p>Tin Whistle: Wheels on the Bus (see blog for sheet)</p>	<p>Tin Whistle: Wheels on the Bus</p>	<p>Tin Whistle: Wheels on the Bus</p>	<p>Tin Whistle: Wheels on the Bus Why not record yourself playing the tune you practiced for the week and add it to your Seesaw Learning Journal? Remember to file it under "Music"</p>
<p>Irish: Litriú page 137</p>	<p>Irish: Litriú page 138</p>	<p>Irish: Litriú page 139</p>	<p>Irish: Litriú page 140</p>
<p>My Spelling Booklet: Week 25 – Monday Practice words and write a sentence for each.</p>	<p>My Spelling Booklet: Week 25 – Tuesday Practice words and write a sentence for each.</p>	<p>My Spelling Booklet: Week 25 – Wednesday Practice words and write a sentence for each.</p>	<p>My Spelling Booklet: Week 25 – Thursday. Practice words and write a sentence for each.</p>
<p>History: The First Moon Landing Page 69 See Edco website for Interactives https://www.edcolearning.ie/ Username: primaryedcobook Password: edco2020 Book: Explore with Me 2 Unit 8 – Audio</p> 	<p>Science: Explore with Me 2 Exploring Static Electricity Page 71 See Edco website for Interactives/explanation https://www.edcolearning.ie/ Username: primaryedcobook Password: edco2020 Book: Explore with Me 2 Unit 8 – Animation</p> <p>Optional Activity on Seesaw: Can you take a video of one of the static electricity experiments you did?</p> <p>Parents see help sheet on Blog for a description of each experiment.</p>	<p>Religion: Grow in Love login on the www.growinlove.ie website with the following details: Email: trial@growinlove.ie Password: growinlove</p> <p>2nd Class Book Theme 6 – At Mass, we give thanks and we receive Holy Communion Lesson 1 – Do This in Memory of Me You can look at the videos for this lesson and listen to the songs if you are able to log in. Grow in Love Book: Pages 34 and 35</p>	<p>SPHE Click on our class blog so you can print out the sheet Or Use the activities section on Seesaw to complete the sheet Complete each of the sentences about all the things that make you have/feel positive emotions. Make sure that you do some of these every day! Then decorate the frame around it! (Page 3) (You could use the text tool on Seesaw to type in your sentence about the emotions)</p>
<p>Journal Entry Please complete your journal entry at the end of the day – See Seesaw activity for template  If you are not using Seesaw you could print it out at home or you can write in your copy instead.</p>	<p>Journal Entry Please complete your journal entry at the end of the day – See Seesaw activity for template  If you are not using Seesaw you could print it out at home or you can write in your copy instead.</p>	<p>Journal Entry Please complete your journal entry at the end of the day – See Seesaw activity for template  If you are not using Seesaw you could print it out at home or you can write in your copy instead.</p>	<p>Journal Entry Please complete your journal entry at the end of the day – See Seesaw activity for template  If you are not using Seesaw you could print it out at home or you can write in your copy instead.</p>

Other

- **Additional Reading:** Don't forget you can do additional reading on Oxford Owl, Epic Books and now Collins Big Cat also have lovely books online during the week. See our class blog "reading" for passwords for the Online Books
- **Exercise:** Don't forget to get outside for some fresh air everyday.
- **Please keep an eye on the Seesaw activities.** They are not compulsory but they can be a nice added extra. 
Also don't forget to publish your work to your own Learning Journal. This can be your best page of handwriting so far so teacher can see it. It might be you reading a page from your reader. It might be a video of you carrying out some procedure like baking a cake, making soup etc. Remember these are separate from activities which teacher may assign. I love you see your work.
- If you do not have a Seesaw online learning journal that is no problem. You can still email work to teacher on misshallinan@culleensballina.ie. Thank you.
- **Master your Maths answers** are now available on our class blog - <https://misshallinanculleens.weebly.com/> Please correct work from previous weeks.
- **Books:** Links to all books and additional material is available on our class blog.

Stay Safe and keep up the good work,
Miss Hallinan