

2nd Class



Class Blog: <https://misshallinanculleens.weebly.com> School Blog: <http://culleensballina.scoilnet.ie/blog/>

Contact: misshallinan@culleensballina.ie

This symbol  indicates an idea to add to your Seesaw Learning Journal

Date: 8th - 12th June 2020 Colour in/highlight the grid as you get each subject done

PLEASE KEEP READ AT HOME BOOK AND WILD EXPOLERES BOOK SAFE AS THESE BOOKS ARE ON THE BOOK RETNAL. YOU WILL NEED TO RETURN THESE TO SCHOOL AT THE END OF JUNE

The answer to the riddle from last week: I have lots of teeth but do not bite? What am I? Answer: A Comb

For more ideas don't forget to watch the Home School Hub at 11am - 12pm everyday on RTE 2. If there is anything from the Home School Hub you have made or done please upload it to your Seesaw Journal.

Please keep an eye on the Seesaw activities. The activities will be available from 9:00am on the morning they are listed on your work. They are not compulsory but they can be a nice added extra. Also don't forget to publish your work to your own Learning Journal. This can be your best page of handwriting so far so teacher can see it. It might be you reading a page from your reader. It might be a video of you carrying out some procedure like baking a cake, making soup etc. Remember these are separate from activities which teacher may assign. I love to see your work and what you are getting up to.

Message of the week:

Smiling is contagious! Smile at someone and see. Let's smile and laugh together at home this week.

Joke: What do you call an alligator in a vest? An investigator! Ha ha!

Riddle of the week:

Answer: What has a neck but no head?

Website of the Week:

<https://artsandculture.google.com/> - Have you ever heard of Google Arts and Culture?

Did you know that the Van Gogh Museum of Art is located in Amsterdam which is in The Netherlands. You can go there.....Yes you can on a virtual tour.

You can view works of Art from the Van Gogh Museum -





<https://artsandculture.google.com/partner/van-gogh-museum>

You can go to all different floors of the museum (scroll to the bottom of the page). It's almost like you are there. You can move around the museum in 3D. Have fun exploring.

Jokes: Can you upload some of your favourite jokes to Seesaw to give us a laugh? You could record a video of you telling the joke, you could write the joke out on the notepaper, you could type out the joke and use the microphone to record yourself reading it. Have fun.

Get Practical

Start to learn to type <https://www.typingclub.com/>

Monday - 8 th June	Tuesday - 9 th June	Wednesday - 10 th June	Thursday - 11 th June	Friday - 12 th June
<p>Newsflash Quiz Challenge Click on the link for the quiz - https://www.theprimaryplanet.ie/teachers/quiz-time-may-18/ and select the correct date - Monday 8th of June</p> <p>Check back the next day for the answers by clicking on the same link.</p>	<p>Newsflash Quiz Challenge Click on the link for the quiz - https://www.theprimaryplanet.ie/teachers/quiz-time-may-18/ and select the correct date - Tuesday 9th of June</p> <p>Check back the next day for the answers by clicking on the same link.</p>	<p>Newsflash Quiz Challenge Click on the link for the quiz - https://www.theprimaryplanet.ie/teachers/quiz-time-may-18/ and select the correct date - Wednesday 10th of June</p> <p>Check back the next day for the answers by clicking on the same link.</p>	<p>Newsflash Quiz Challenge Click on the link for the quiz - https://www.theprimaryplanet.ie/teachers/quiz-time-may-18/ and select the correct date - Thursday 11th of June</p> <p>Check back the next day for the answers by clicking on the same link.</p> <p>Zoom Meet at 12pm on Thursday 11th June Put it in your diary. Details will be emailed on Tuesday 9th of June</p> 	<p>Newsflash Quiz Challenge Click on the link for the quiz - https://www.theprimaryplanet.ie/teachers/quiz-time-may-18/ and select the correct date - Thursday 12th of June</p> <p>Check back the next day for the answers by clicking on the same link.</p>
<p>Maths: Cracking Maths: Page 138 - Subtraction using the 200 square</p>	<p>Maths: Cracking Maths: Page 139 - Capacity Have a look at the animation on capacity Try this link to get into Cracking Maths https://www.gillexplore.ie/gill-explore-resources/cracking-maths-2nd-class-pupils-book and go to chapter 37. The animation should be there.</p>	<p>Maths: Cracking Maths: Page 140 - Capacity Remember 1l = 1000ml Can you take some photos of objects which are around 1l or 1000ml in your home? See Seesaw Activity. </p>	<p>Maths: Cracking Maths: Page 141 - Capacity Remember 1l = 1000ml, $\frac{1}{2}$ l = 500ml Can you take some photos of objects which are around 500ml or $\frac{1}{2}$ l in your home? See Seesaw Activity for template. </p>	<p>Maths: Cracking Maths: Page 142 - Capacity Remember 1l = 1000ml, $\frac{1}{2}$ l = 500ml, $\frac{1}{4}$ l = 250ml Can you take some photos of objects which are around 250ml or $\frac{1}{4}$ l in your home? See Seesaw Activity. </p>

<p>English: Reading: Over the Moon Reader Read the Poem - Sick by Shel Silverstein page 133/134 Why not record yourself reading the poem on Seesaw - See activity </p> <p>Just Phonics: Page 78 To read and write words containing the three-letter initial consonant blends (ICBs): scr, spl, spr and thr.</p> <p>Handwriting Copy: (B4 copy) Write 4 sentences into your B4 copy in joined writing. Sentence 1 must have the word because Sentence 2 must have the word these Sentence 3 must have the word grow Sentence 4 must have the word please</p>	<p>English: Skills Book: Page 125 - COMPLETE THIS PAGE BEFORE YOU BEGIN YOUR READING <i>I know for me when I read the title of the story I thought of the 12th of March when we had to close the school because of the Coronavirus! It was the Day The School Stood Still for me.</i></p> <p>Reading: Over the Moon Reader: The Day the School Stood Still page 135</p> <p>Just Phonics: Page 79 To read and write words containing the three-letter initial consonant blends (ICBs): scr, spl, spr and thr. Dictation: Listen to Miss Hallinan dictate the sentence for page 79 on Seesaw activity. Can you upload your sentence to the activity response? </p> <p>Handwriting Copy: (B4 copy) Write 4 sentences into your B4 copy in joined writing. Sentence 1 must have the word together Sentence 2 must have the word sing Sentence 3 must have the word thank Sentence 4 must have the word wish</p>	<p>English: Reading: Over the Moon Reader: The Day the School Stood Still page 136</p> <p>Skills Book page 130 Use the parts of a narrative (story) A narrative is a story which has a beginning, middle and ending, It also has a good title and exciting parts to it. A, B and C</p> <p>Just Phonics: Page 80 To read and write words containing the ICBs sch, str, squ and shr. Dictation: Listen to Miss Hallinan dictate the sentence for page 80 on Seesaw activity. Can you upload your sentence to the activity response? </p> <p>Handwriting Copy: (B4 copy) Write 4 sentences into your B4 copy in joined writing. Sentence 1 must have the word many Sentence 2 must have the word shall Sentence 3 must have the word laugh Sentence 4 must have the word best</p>	<p>English: Reading: Over the Moon Reader: The Day the School Stood Still page 137</p> <p>Skills Book page 129 Phonics: Explore "ure" and "ue" words and Grammar: Explore speech marks</p> <p>Handwriting Copy: (B4 copy) Write 4 sentences into your B4 copy in joined writing. Sentence 1 must have the word far Sentence 2 must have the word live Sentence 3 must have the word draw Sentence 4 must have the word clean</p>	<p>English: Reading: Over the Moon Reader: The Day the School Stood Still page 138</p> <p>Speech Marks Worksheet What are each of these characters/people saying? Fill in the speech bubbles. See Seesaw for Activity or blog for worksheet. </p> <p>Handwriting Copy: (B4 copy) Write 4 sentences into your B4 copy in joined writing. Sentence 1 must have the word show Sentence 2 must have the word hot Sentence 3 must have the word wash Sentence 4 must have the word upon</p> <p>Choose your best handwriting from the week and upload it to your Seesaw Learning Journal. </p>
<p>Irish Leabhar Céim ar Chéim page 54</p>	<p>Irish Leabhar Céim ar Chéim page 55 For part B - Please check Seesaw to hear Miss Hallinan read the instructions. This will be available as an activity on Seesaw. </p>	<p>Irish Leabhar Céim ar Chéim page 56</p>	<p>Irish Leabhar Céim ar Chéim page 57</p>	<p>Irish Leabhar Céim ar Chéim page 58</p>
<p>SPHE Dealing with Worries If you're a kid who worries a lot about things, you're not alone! Lots of kids worry - it means that our brains are trying to help us to prepare for things that might (or might not!) happen in the future! We need to have ways to deal with our worries so that they don't take up too much of our time and stop us from enjoying life! Dealing with Worries Worksheet - See Seesaw activity for template  Sheet also available on Class Blog</p>	<p>Science Explore with Me 2 The Humpback Whale page 81</p> <p>See Edco website for Interactives/Explanation https://www.edcolearning.ie/ Username: primaryedcoboos Password: edco2020 Book: Explore with Me 2 Unit 9 - Animation</p>	<p>Geography Explore with Me 2 Weather in Ireland and Other Areas page 82 Write about and draw today's weather in Ireland, India and Spain. Choose another country and write about its climate and weather.</p> <p>See Edco website for Interactives/Explanation https://www.edcolearning.ie/ Username: primaryedcoboos Password: edco2020 Book: Explore with Me 2 Unit 10 - Animation</p>	<p>History: Explore with Me 2 Vincent Van Gogh Page 84</p> <p>See Edco website for Interactives/Explanation https://www.edcolearning.ie/ Username: primaryedcoboos Password: edco2020 Book: Explore with Me 2 Unit 10 - Slideshow Video</p>	<p>Religion: Grow in Love login on the www.growinlove.ie website with the following details: Email: trial@growinlove.ie Password: growinlove 2nd Class Book Theme 8 - We can Live as Jesus Asked Lesson 3 - Go and Share the Good News You can look at the videos for this lesson and listen to the songs - The Spirit of God is Upon Us, The Society of Missionary Children Grow in Love Book: Pages 48 and 49. How can you be a Follower of Jesus?</p>
<p>Journal Entry Please complete your journal entry at the end of the day - See Seesaw activity for template  If you are not using Seesaw you could print it out at home or you can write in your copy instead.</p>	<p>Journal Entry Please complete your journal entry at the end of the day - See Seesaw activity for template  If you are not using Seesaw you could print it out at home or you can write in your copy instead.</p>	<p>Journal Entry Please complete your journal entry at the end of the day - See Seesaw activity for template  If you are not using Seesaw you could print it out at home or you can write in your copy instead.</p>	<p>Journal Entry Please complete your journal entry at the end of the day - See Seesaw activity for template  If you are not using Seesaw you could print it out at home or you can write in your copy instead.</p>	<p>Art Self Portrait Can you create a self-portrait? A self-portrait is a picture of yourself. You can use crayons, paint, pencils, markers. Why not upload your self-portraits to Seesaw - See Self-Portrait activity. </p> <p style="text-align: center;">SEE WEBSITE OF THE WEEK</p>